

## Responding to Welfare Reform - Eden summary

This summary provides data and headline analysis about the potential impact of welfare reform in Eden:

- 2,909 (12.5%) households in Eden with an annual income of less than £10,000; levels are above the national average
- 2,190 people of working age (16-64 years) in Eden are claiming some type of benefit; most claimants are aged 45-54 years.
- 245 people are claiming unemployment related Universal Credit
- 172 residents are claiming Universal Credit
- 18% of residents in Eden have a long-term health problem or disability, below the national and county average
- During the period October 2010 to March 2015, 780 claimants of employment & support allowance/incapacity benefit were re-assessed, of those 12% were deemed 'fit for work' (below national levels)
- 2,800 families are currently claiming child or working tax credits in Eden (numbers are falling, likely reflecting changes in criteria)
- Levels of child poverty are low in Eden, 7.8% compared to 18% nationally; a total of 760 children (aged 0-19 years) are living in poverty; despite this there are pockets of high levels of child poverty in communities (wards) across the district
- Numbers of housing benefit claimants are falling (likely reflecting changes to criteria); 2,175 people are claiming housing benefit, while 269 claimants have received a reduction against the spare room subsidy

Demography			
	Eden	Cumbria	National
Males	26,100	245,300	26,773,200
Females	26,500	252,600	27,543,400
Total	52,600	497,900	54,316,600
0-15	8,200	81,700	10,303,600
16-64	31,600	303,000	34,475,400
65+	12,900	113,200	9,537,700
% Males	49.6%	49.3%	49.3%
% Females	50.4%	50.7%	50.7%
% 0-15	15.6%	16.4%	19.0%
% 16-64	60.1%	60.9%	63.5%
%65+	24.5%	22.7%	17.6%
Source: Mid-Year Population Estimates, 2014, Office for National Statistics (ONS)			
Incapacity Benefits Reassessments - Outcomes of Work Capability Assessments			
	Eden	Cumbria	National
Total caseload	780	12,700	1,192,410
Fit for work (number)	90	1,970	216,020
Fit for work (%)	12%	16%	19%
Source: DWP, October 2010 to March 2015			

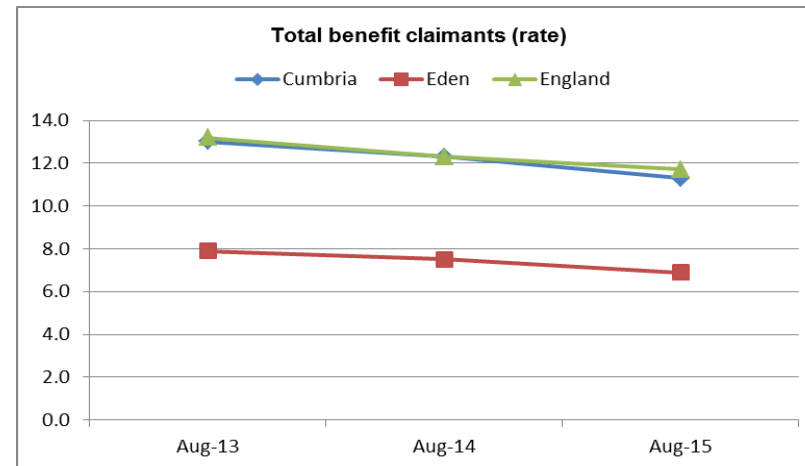
Universal Credit claimants caseloads (16-64 years)			
	Eden	Cumbria	National
Total number of claimants (working age population 16-64years)	172	3,533	165,436
Number of claimants 'not in employment'	101	1,283	53,717
Number of claimants 'in employment'	69	2,250	111,717
Source: DWP, January 2016			
Unemployment claimant count – Universal Credit or Job Seekers Allowance 'not in employment' (16-64years)			
	Eden	Cumbria	National
Number of claimants	245	4,875	622,550
Claimant Rate (% of working age population)	0.8	1.6	1.8
Youth Number of Claimants (aged 18-24 years)	40	1,220	167,465
Youth Claimant Rate (% of population aged 18-24 years)	1.5	4.6	3.9
Source: Office for National Statistics, February 2016			
Job Seekers Allowance claimants (16-64 years)			
	Eden	Cumbria	National
Number of claimants (working age population 16-64years)	155	2,911	516,520
Claimant rate (% of working age population)	0.5	1.0	1.5
Youth number of claimants (aged 18-24 years)	15	405	87,000
Youth claimant rate (% of population aged 18-24 years)	0.4	1.1	1.8
Source: Office for National Statistics, January 2016			
Household Income			
	Eden	Cumbria	National
Mean Household Income	£32,780	£31,792	£36,447
Median Household Income	£26,757	£25,332	£28,696
Number of households with an annual median income of less than £10k	2,909	30,810	-
% of households with an annual median income of less than £10k	12.5	13.8	12.2
Source: Paycheck Data, CACI, 2015			
House Price			
	Eden	Cumbria	National
Mean House Price	£201,656	£167,071	£250,473
Median House Price	£178,980	£139,877	£175,143
Source: Streetvalue Data, CACI, 2015			
Benefit Claimants (working age client group (16-64years))			
	Eden	Cumbria	National
Total Number	2,190	34,180	4,020,370
Total Rate	6.9	11.3	11.7
Out of work benefits Number	1,560	25,500	3,064,290
Out of work benefits Rate	4.9	8.4	8.9
Source: Department for Work & Pensions, August 2015			

Benefit claimants - Disability Living Allowance			
	Eden	Cumbria	National
All entitled cases, all ages	1,720	25,020	2,515,290
16-64 years (working age)	910	12,830	1,388,890
65+ years (pension age)	620	9,770	777,430
Source: Department for Work & Pensions, August 2015			
Benefit claimants – Personal Independence Payment			
	Eden	Cumbria	National
PIP claims in Payment (by month)	458	6,027	490,852
Source: Department for Work & Pensions, October 2015			
Benefit claimants – Employment Support Allowance & Incapacity Benefit			
	Eden	Cumbria	National
Total claimants Number	1,260	19,480	2,070,760
Total claimants Rate	4.0	6.4	6.0
Source: Department for Work & Pensions, August 2015			
Families receiving Child or Working Tax Credit			
	Eden	Cumbria	National
Families receiving Child or Working Tax Credit	2,800	29,900	3,604,300
Families receiving Child Tax Credit element only	800	6,500	662,600
Source: Department for Work & Pensions, December 2015			
Children, aged 0-15 years, in out-of-work benefit households			
	Eden	Cumbria	National
Number of children	560	11,160	1,838,970
Number of households	360	7,120	993,620
Source: Department for Work & Pensions, May 2014			
Child Poverty (Children in low income families local measure)			
	Eden	Cumbria	National
% children in poverty – All Children (0-19 years)	7.8%	13.8%	18.0%
Number of children in poverty – All Children (0-19 years)	760	13,200	2,097,005
Source: HMRC, August 2013			
Housing Benefit			
	Eden	Cumbria	National
All Housing Benefit claimants	2,175	29,711	-
Number of claimants receiving a reduction in HB against the 'spare room subsidy' indicator	269	4,296	-
Source: Department for Work & Pensions, November 2015			
Benefit cap (capped households to date)			
	Eden	Cumbria	National
Number of households	-	*29	19,681
Source: Department for Work & Pensions, November 2015 (*statistical disclosure applied-may not sum)			

Benefit sanctions – JSA (by month)			
	Eden	Cumbria	National
JSA sanctions – decisions to apply a sanction	22	220	-
Number of individuals	19	199	-
Source: Department for Work & Pensions, December 2014			
Benefit sanctions – ESA (by month)			
	Eden	Cumbria	National
ESA related sanction decisions	0	68	-
Number of individuals	0	24	-
Source: Department for Work & Pensions, December 2014			

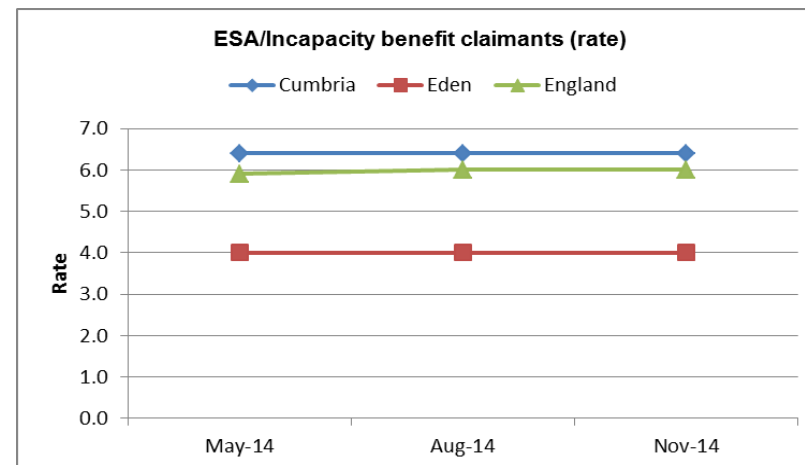
**Total benefit claimants (rate per working age population 16-64 years)**

	Aug-13	Aug-14	Aug-15
Cumbria	13.0	12.3	11.3
Allerdale	14.0	13.3	12.2
Barrow	19.3	18.2	16.5
Carlisle	13.5	12.8	11.7
Copeland	15.7	14.8	13.5
Eden	7.9	7.5	6.9
South Lakeland	7.9	7.6	7.0
England	13.2	12.3	11.7



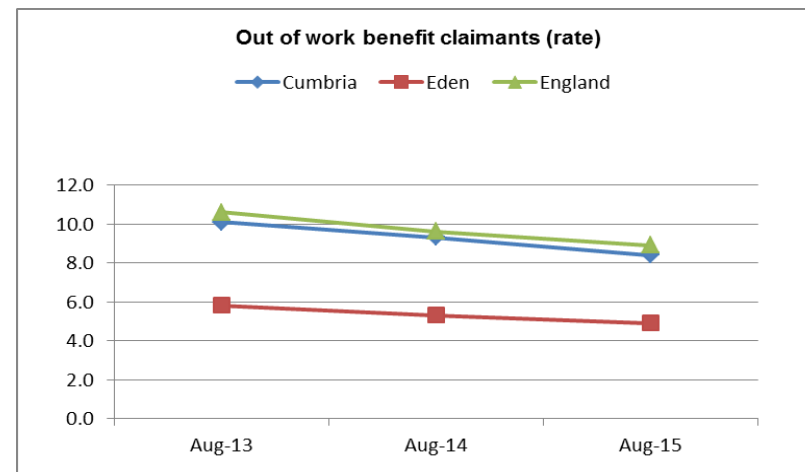
**ESA/Incapacity benefit claimants (rate per working age population 16-64 years)**

	Aug-13	Aug-14	Aug-15
Cumbria	6.5	6.4	6.4
Allerdale	6.8	6.7	6.7
Barrow	9.6	9.1	9.0
Carlisle	6.8	6.9	7.1
Copeland	8.0	7.7	7.5
Eden	4.1	4.0	4.0
South Lakeland	4.1	4.1	4.1
England	5.8	6.0	6.0



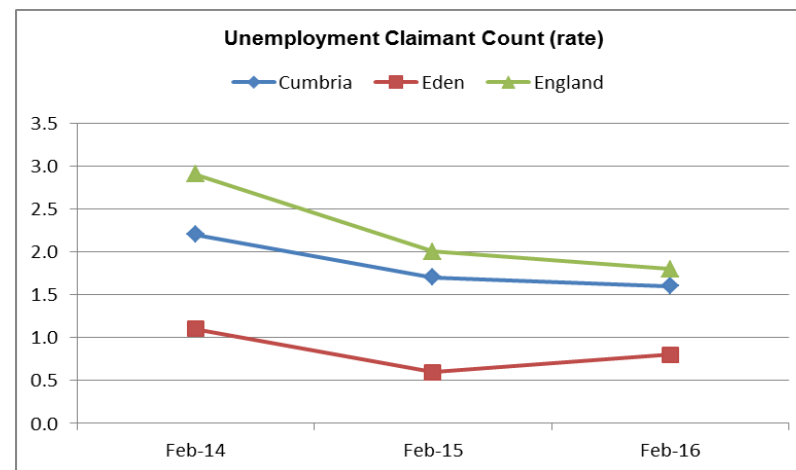
**Out of work benefit claimants (rate per working age population 16-64 years)**

	Aug-13	Aug-14	Aug-15
Cumbria	10.1	9.3	8.4
Allerdale	10.9	10.0	9.0
Barrow	15.1	13.9	12.5
Carlisle	10.7	9.9	9.0
Copeland	12.2	11.3	10.1
Eden	5.8	5.3	4.9
South Lakeland	5.7	5.4	4.9
England	10.6	9.6	8.9



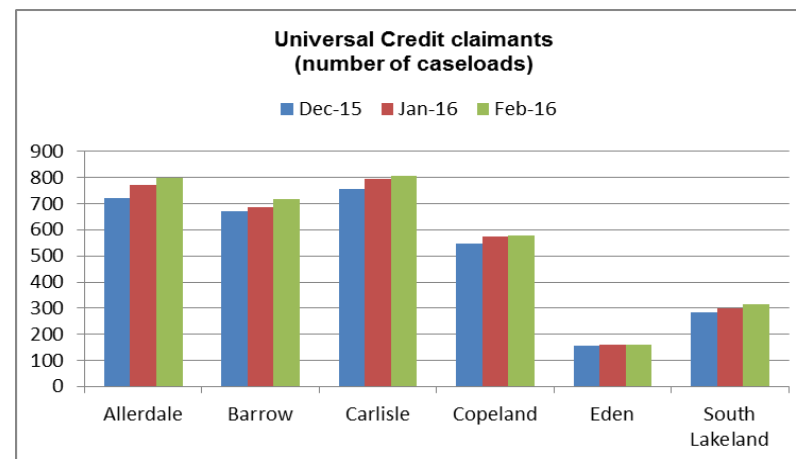
**Unemployment claimant count (rate per working age population 16-64 years)**

	Feb-14	Feb-15	Feb-16
Cumbria	2.2	1.7	1.6
Allerdale	2.7	2.1	1.9
Barrow	3.6	3.1	2.9
Carlisle	2.3	1.5	1.4
Copeland	2.7	2.2	2.1
Eden	1.1	0.6	0.8
South Lakeland	1.1	0.7	0.7
England	2.9	2.0	1.8



**Universal Credit claimants (number)**

	Dec-15	Jan-16	Feb-16
Cumbria	3,139	3,292	3,384
Allerdale	720	771	799
Barrow	671	688	717
Carlisle	757	797	806
Copeland	548	576	578
Eden	155	159	161
South Lakeland	285	299	316
England	-	-	-



**Child and Working Tax Credits (number)**

	Dec-13	Dec-14	Dec-15
Cumbria	33,900	32,400	29,900
Allerdale	6,900	6,800	6,100
Barrow	5,500	5,200	4,900
Carlisle	8,300	7,900	7,300
Copeland	4,600	4,200	3,800
Eden	3,100	3,100	2,800
South Lakeland	5,600	5,300	4,900
England	3,849,100	3,738,000	3,604,300

