

## Responding to Welfare Reform - Allerdale summary

This summary provides data and headline analysis about the potential impact of welfare reform in Allerdale:

- There are 6,115 households (14.4%) in Allerdale with an annual income of less than £10,000
- 7,110 people of working age (16-64 years) in Allerdale are claiming some type of benefit; 1 in 4 claimants are aged 45-54 years
- 1,125 people are claiming unemployment related Universal Credit
- Youth unemployment rates are above national levels
- Some parts of the district, in particular in deprived, urban areas, have high levels of unemployment
- 808 residents are claiming Universal Credit (numbers are increasing likely reflecting the transition of UC)
- 1 in 5 people living in Allerdale have a long-term health problem or disability, above the county and national average
- During the period October 2010 to March 2015, 2,480 claimants of employment & support allowance/incapacity benefit were re-assessed, of those 14% were deemed 'fit for work' (below national levels).
- 6,110 families are currently claiming child or working tax credits in Allerdale
- 2,770 children (aged 0-19 years) are living in child poverty; levels are below England but levels are high in areas/communities across the district
- Numbers of housing benefit claimants are falling (likely reflecting changes to criteria for young people); 6,535 residents are claiming housing benefit, while 1,300 claimants have received a reduction against the spare room subsidy

Demography			
	Allerdale	Cumbria	National
Males	47,400	245,300	26,773,200
Females	49,000	252,600	27,543,400
Total	96,500	497,900	54,316,600
0-15	16,000	81,700	10,303,600
16-64	58,400	303,000	34,475,400
65+	22,100	113,200	9,537,700
% Males	49.1%	49.3%	49.3%
% Females	50.8%	50.7%	50.7%
% 0-15	16.6%	16.4%	19.0%
% 16-64	60.5%	60.9%	63.5%
% 65+	22.9%	22.7%	17.6%
Source: Mid-Year Population Estimates, 2014, Office for National Statistics (ONS)			
Incapacity Benefits Reassessments - outcomes of Work Capability Assessments			
	Allerdale	Cumbria	National
Total caseload	2,480	12,700	1,192,410
Fit for work (number)	340	1,970	216,020
Fit for work (%)	14%	16%	19%
Source: DWP, October 2010 to March 2015			

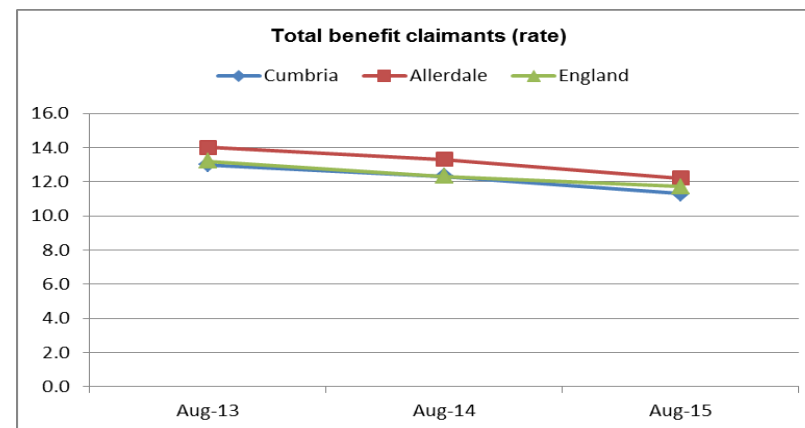
Universal Credit claimants caseloads (16-64years)			
	Allerdale	Cumbria	National
Total number of claimants	808	3,533	165,436
Number of claimants 'in employment'	303	1,283	53,717
Number of claimants 'not in employment'	506	2,250	111,717
Source: DWP, January 2016			
Unemployment claimant count – Universal Credit or Job Seekers Allowance 'not in employment' (16-64years)			
	Allerdale	Cumbria	National
Number of claimants	1,125	4,875	622,550
Claimant Rate (% of working age population)	1.9	1.6	1.8
Youth Number of Claimants (aged 18-24 years)	305	1,220	167,465
Youth Claimant Rate (% of population aged 18-24 years)	6.2	4.6	3.9
Source: Office for National Statistics, February 2016			
Job Seekers Allowance claimants (working age population 16-64years)			
	Allerdale	Cumbria	National
Number of claimants	690	2,911	516,520
Claimant Rate (% of working age population)	1.2	1.0	1.5
Youth Number of Claimants (aged 18-24 years)	105	405	87,000
Youth Claimant Rate (% of population aged 18-24 years)	1.5	1.1	1.8
Source: Office for National Statistics, January 2016			
Household Income			
	Allerdale	Cumbria	National
Mean Household Income	£31,150	£31,792	£36,447
Median Household Income	£24,624	£25,332	£28,696
Number of households with an annual median income of less than £10k	6,115	30,810	-
% of households with an annual median income of less than £10k	14.4%	13.8%	12.2%
Source: CACI, Paycheck Data, 2015			
House Price			
	Allerdale	Cumbria	National
Mean House Price	£147,853	£167,071	£250,473
Median House Price	£120,278	£139,877	£175,143
Source: Streetvalue Data, CACI, 2015			
Benefit Claimants (working age client group (16-64years))			
	Allerdale	Cumbria	National
Total Number	7,110	34,180	4,020,370
Total Rate	12.2	11.3	11.7
Out of work benefits Number	5,270	25,500	3,064,290
Out of work benefits Rate	9.0	8.4	8.9
Source: Department for Work & Pensions, August 2015			

<b>Benefit claimants - Disability Living Allowance</b>			
	Allerdale	Cumbria	National
All entitled cases, all ages	4,920	25,020	2,515,290
16-64 years (working age)	2,560	12,830	1,388,890
65+ years (pension age)	1,930	9,770	777,430
Source: Department for Work & Pensions, August 2015			
<b>Benefit claimants – Personal Independence Payment</b>			
	Allerdale	Cumbria	National
PIP claims in Payment (by month)	1,350	6,027	490,852
Source: Department for Work & Pensions, October 2015			
<b>Benefit claimants – Employment Support Allowance/Incapacity Benefit</b>			
	Allerdale	Cumbria	National
Total claimants Number	3,930	19,480	2,070,760
Total claimants Rate	6.7	6.4	6.0
Source: Department for Work & Pensions, August 2015			
<b>Families receiving Child or Working Tax Credit</b>			
	Allerdale	Cumbria	National
Families receiving Child or Working Tax Credit	6,100	29,900	3,604,300
Families receiving Child Tax Credit element only	1,300	6,500	662,600
Source: HM Revenues & Customs, December 2015			
<b>Children, aged 0-15 years, in out-of-work benefit households</b>			
	Allerdale	Cumbria	National
Number of children	2,400	11,160	1,838,970
Number of households	1,550	7,120	993,620
Source: Department for Work & Pensions, May 2014			
<b>Child Poverty (Children in low income families local measure)</b>			
	Allerdale	Cumbria	National
% children in poverty – All Children (0-19 years)	14.8%	13.8%	18.0%
Number of children in poverty – All Children (0-19 years)	2,770	13,200	2,097,005
Source: HMRC, August 2013			
<b>Housing Benefit</b>			
	Allerdale	Cumbria	National
Number of housing benefit claimants	6,535	29,711	-
Number of claimants receiving a reduction in HB against the 'spare room subsidy' indicator	1,300	4,296	-
Source: Department for Work & Pensions, November 2015			
<b>Benefit cap (capped households to date)</b>			
	Allerdale	Cumbria	National
Number of households	6	*29	19,681
Source: Department for Work & Pensions, November 2015 (*statistical disclosure applied-may not sum)			

Benefit sanctions – JSA (by month)			
	Allerdale	Cumbria	National
JSA sanctions – decision to apply a sanction	37	220	-
Number of individuals	32	199	-
Source: Department for Work & Pensions, December 2014			
Benefit sanctions – ESA (by month)			
	Allerdale	Cumbria	National
ESA related sanction decisions	10	68	-
Number of individuals	6	24	-
Source: Department for Work & Pensions, December 2014			

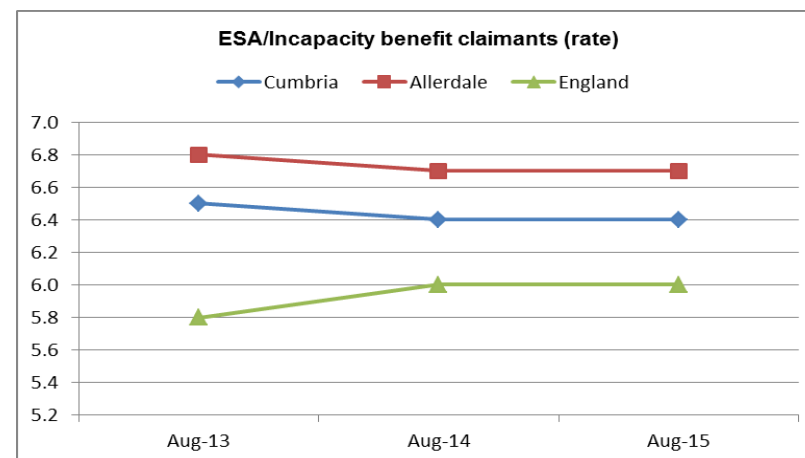
**Total benefit claimants (rate per working age population 16-64 years)**

	Aug-13	Aug-14	Aug-15
Cumbria	13.0	12.3	11.3
Allerdale	14.0	13.3	12.2
Barrow	19.3	18.2	16.5
Carlisle	13.5	12.8	11.7
Copeland	15.7	14.8	13.5
Eden	7.9	7.5	6.9
South Lakeland	7.9	7.6	7.0
England	13.2	12.3	11.7



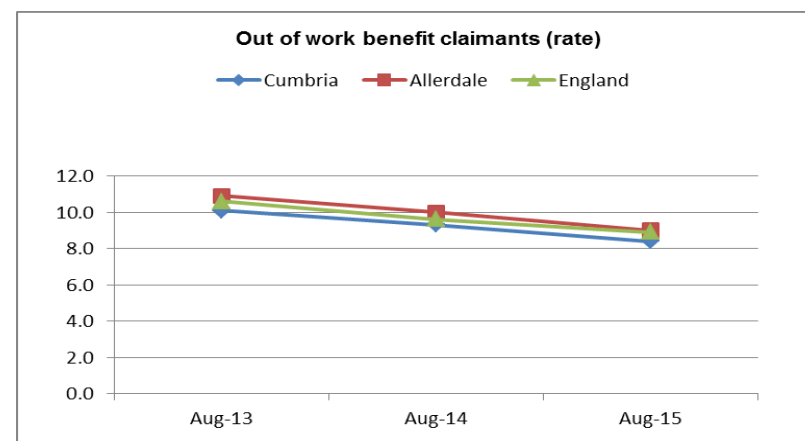
**ESA/Incapacity benefit claimants (rate per working age population 16-64 years)**

	Aug-13	Aug-14	Aug-15
Cumbria	6.5	6.4	6.4
Allerdale	6.8	6.7	6.7
Barrow	9.6	9.1	9.0
Carlisle	6.8	6.9	7.1
Copeland	8.0	7.7	7.5
Eden	4.1	4.0	4.0
South Lakeland	4.1	4.1	4.1
England	5.8	6.0	6.0



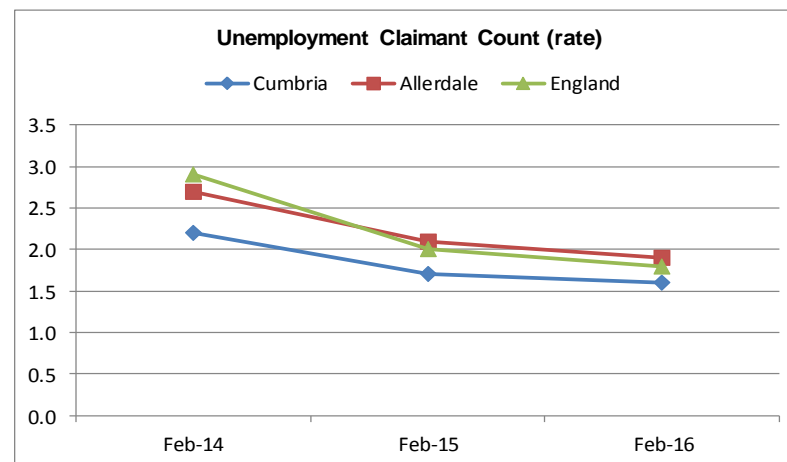
**Out of work benefit claimants (rate per working age population 16-64 years)**

	Aug-13	Aug-14	Aug-15
Cumbria	10.1	9.3	8.4
Allerdale	10.9	10.0	9.0
Barrow	15.1	13.9	12.5
Carlisle	10.7	9.9	9.0
Copeland	12.2	11.3	10.1
Eden	5.8	5.3	4.9
South Lakeland	5.7	5.4	4.9
England	10.6	9.6	8.9



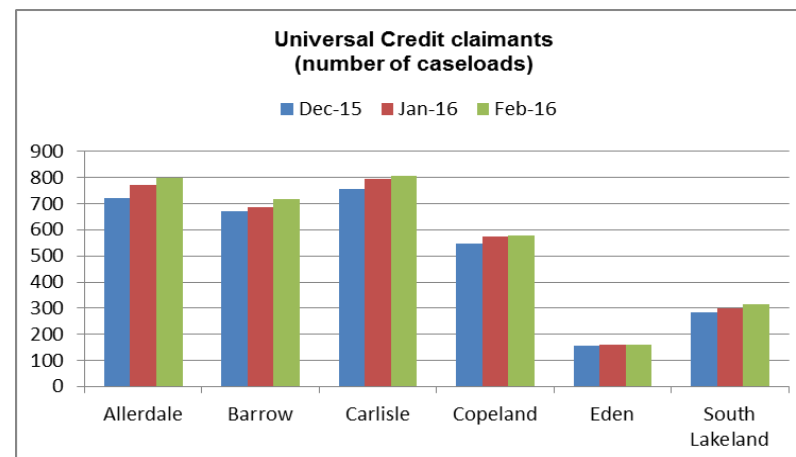
**Unemployment claimant count (rate per working age population 16-64years)**

	Feb-14	Feb-15	Feb-16
Cumbria	2.2	1.7	1.6
Allerdale	2.7	2.1	1.9
Barrow	3.6	3.1	2.9
Carlisle	2.3	1.5	1.4
Copeland	2.7	2.2	2.1
Eden	1.1	0.6	0.8
South Lakeland	1.1	0.7	0.7
England	2.9	2.0	1.8



**Universal Credit Claimants (number)**

	Dec-15	Jan-16	Feb-16
Cumbria	3,139	3,292	3,384
Allerdale	720	771	799
Barrow	671	688	717
Carlisle	757	797	806
Copeland	548	576	578
Eden	155	159	161
South Lakeland	285	299	316
England	-	-	-



**Child and Working Tax Credits (number)**

	Dec-13	Dec-14	Dec-15
Cumbria	33,900	32,400	29,900
Allerdale	6,900	6,800	6,100
Barrow	5,500	5,200	4,900
Carlisle	8,300	7,900	7,300
Copeland	4,600	4,200	3,800
Eden	3,100	3,100	2,800
South Lakeland	5,600	5,300	4,900
England	3,849,100	3,738,000	3,604,300

