

# Special Educational Needs and Disabilities: Joint Strategic Needs Assessment;

## Social Care

### Contents

Social Care .....	1
1. Introduction .....	3
2. Key findings.....	3
3. Background .....	5
4. Children Looked After (CLA).....	5
5. Children in Need (CIN) .....	7
6. Cumbria County Council – local data.....	9
7. Further Information.....	13
8. Statistical Neighbours.....	13





## 1. Introduction

This chapter provides information relating to social care provision for children and young people (aged up to 18 years) with SEN compared to children and young people without SEN. Where available, comparisons to England and Cumbria's statistical neighbours are provided.

This chapter provides data from two key data sources, the Department for Education: Children Looked After Outcomes, 2018; and Characteristics of Children in Need, 2017 to 2018. Both are annual mandatory returns for local authorities to complete. In addition to this, local data will be included in order to provide further more detailed analysis sourced from local systems and the January 2019 Census.

This chapter includes the following information:

- Children Looked After (CLA)
- Children in Need (CIN)
- Child Protection Plans (CP)
- Age
- Gender
- Primary need of SEN
- Locality/district data

*[N.B. numbers of children with SEN may be underreported nationally when using CLA/CIN/CP reports].*

*[NB. Data from social care figures published nationally is based on children who are CLA/CP/CIN who are also SEND, on social care systems; however, data provided locally is based on children and young people with an EHCP/SEND who are also CLA/CP/CIN, on a different system, therefore numbers may differ].*

## 2. Key findings

### CLA Outcomes data; 2018; DfE

- There are 202 CLA with SEN (both SEN support and/or an EHCP)
- There are greater proportions of CLA with an EHCP in Cumbria than England (31.3% compared 26.5%) but fewer with SEN support overall (25.1% compared to 29.0%)

- There are 684 CIN with SEN (both SEN support and/or an EHCP)
- 1 in 4 CIN in Cumbria have SEN support, just above the national average (27.0% compared to 24.8%); fewer have an EHCP (17.8% compared to 21.0% in England)
- There were 3,305 children in need episodes; of which 333 children had a recorded disability (10.1%)
- More than half of CIN with a disability had a recorded learning disability, above the England average (54.4% compared to 44.4%).
- 1 in 3 CIN with a disability had recorded Autism/Asperger Syndrome (34.8%, similar to England at 33.7%)

#### Cumbria County Council – local data

- There are 530 SEND and social care open cases in Cumbria (pupils with an EHCP and receiving social care provision), accounting for 16.5% of all pupils with an EHCP
- There are 243 children with a Children in Need Plan, accounting for 7.6%
- There are 167 Children Looked After, accounting for 5.2%
- There are 33 children with a Child Protection Plan, accounting for 1.0%.
- SEN pupils who are also CLA is more prevalent in boys than girls
- 72.2% of SEND pupils who are also CLA are male
- 76.8% of EHCP pupils who are also CLA are male; similarly, 62.3% of SEN support who are also CLA are male
- The greatest proportion of CLA pupils and with an EHCP or SEN support are aged 11-15 years accounting for 55.9%
- The greatest number of SEND pupils who are also CLA are located in Allerdale and Carlisle
- The greatest number of EHCP pupils who are also CLA are located in the districts of Allerdale and Copeland
- The greatest number of SEN support pupils with are also CLA are also located in the districts of Allerdale and Copeland
- The greatest primary need for SEND pupils who are also CLA is social, emotional and mental health, accounting for 50.2%

### 3. Background

*Looked after children or children looked after (CLA)* refers to children aged under 18 years who are in public care (care of their local authority for more than 24 hours) whom may be placed with foster carers, residential homes or with parents or other relatives.

A *child in need* is defined under the Children Act 1989 as a child who is unlikely to achieve or maintain a reasonable level of health or development, or whose health and development is likely to be significantly or further impaired, without the provision of services; or a child who is disabled.

A *Child Protection Plan* is a plan drawn up by the local authority setting out how a child can be kept safe and what support and services are needed. It names the professionals, social workers and family members who will be involved in the safeguarding of the child, including information about their roles and responsibilities including details of actions required and taken.

### 4. Children Looked After (CLA)

The term Looked After Children (CLA) relates to children (aged under 18 years) who have been looked after continuously for at least 12 months at 31 March 2018. *[The following data has been sourced from the underlying data 'Children Looked After by Outcomes' and is derived from national returns SSDA903. The data has been matched to other datasets and therefore does not provide the total CLA cohort number].*

In Cumbria, there were 202 *Looked After Children* with SEN (both SEN support and/or an EHCP), accounting for 56.4% of the *matched* Children Looked After population, as at 31 March 2018. Of those, 112 (31.3%) had an EHCP; and 90 (25.1%) had SEN support.

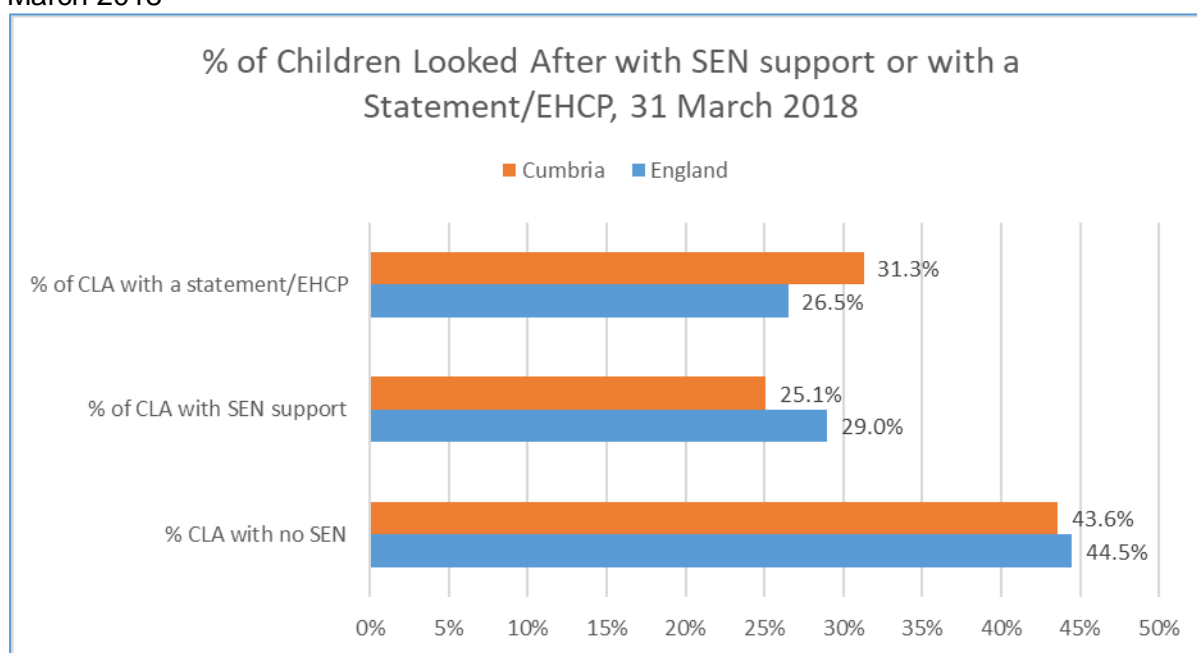
There are greater proportions of CLA with an EHCP in Cumbria than England, 31.3% compared to 26.5%; but fewer with SEN support, 25.1% compared to 29.0%. (See Table 1).

Table 1: Children Looked After (aged under 18 years) with SEN; 31 March 2018

	CLA matched population	CLA – no SEN		CLA – with an EHCP		CLA with SEN support	
		Number	%	Number	%	Number	%
Cumbria	358	156	43.6%	112	31.3%	90	25.1%
England	37,470	16,660	44.5%	9,930	26.5%	10,880	29.0%

Source: Children Looked After Outcomes 2018, Department for Education. *[Matched population refers to the number of looked after children with matched special educational needs (SEN) data].*

Figure 1: Children Looked After (aged under 18 years) with an EHCP or SEN support; 31 March 2018



Source: Children Looked After Outcomes 2018, Department for Education

Compared to statistical neighbours, Cumbria has fewer proportions of CLA with SEN (25.1% compared to 29.5%); but more CLA who have an EHCP (31.3% compared to 27.0%). (See Table 2).

(N.B details of Cumbria’s statistical neighbours can be found in [Further Information](#)).

Table 2: Proportion of Children Looked After (aged under 18 years) with an EHCP or SEN, 2016-2018

Indicator	Area	2016	2017	2018	2019
% of children looked after who have SEN	Cumbria	22.40%	25.60%	25.10%	To follow
	England	30.40%	29.60%	29.00%	
	Statistical Neighbours	30.27%	29.60%	29.45%	
% of children looked after who	Cumbria	30.00%	30.40%	31.30%	
	England	27.00%	26.70%	26.50%	

have a statement/EHCP	Statistical Neighbours	28.96%	28.36%	27.04%	
-----------------------	------------------------	--------	--------	--------	--

Source: Local Authority Interactive Tool; Department for Education

## 5. Children in Need (CIN)

The term Children in Need (CIN) refers to any child (school age - aged 5 to 16 years) referred to children’s social care services within the year; and any cases open at the beginning of the year for whom the local authority was providing a service.

In Cumbria, there are 684 school age Children in Need (CIN) with SEN (both SEN support and/or an EHCP), accounting for 44.8% of the total Children in Need population, as at 31 March 2018. Of those, 272 (17.8%) had an EHCP; 412 (27.0%) had SEN support.

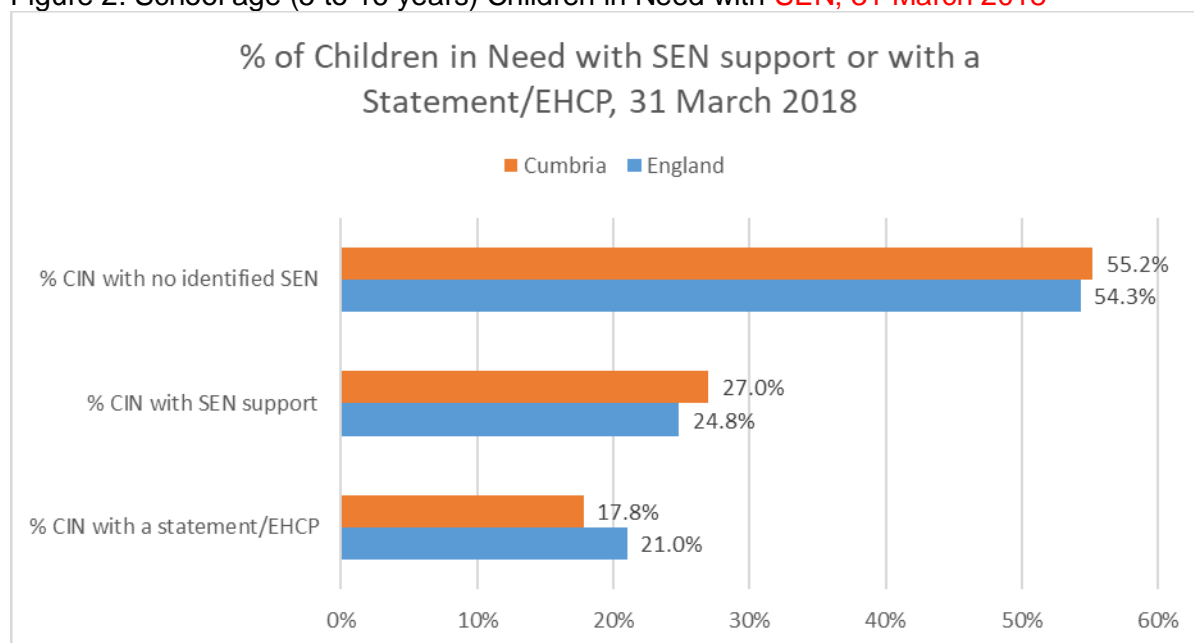
There are greater proportions of CIN with SEN support in Cumbria than England, 27.0% compared to 24.8%; but fewer with an EHCP, 17.8% compared to 21.0%. (See Table 3).

Table 3: School age (5 to 16 years) Children in Need with SEN; 31 March 2018

	Number of school aged children in need	Number			%		
		No identified SEN	SEN with an EHCP	SEN support	No identified SEN	SEN with an EHCP	SEN support
Cumbria	1,528	844	272	412	55.2%	17.8%	27.0%
England	160,320	87,010	33,590	39,730	54.3%	21.0%	24.8%

Source: Characteristics of children in need, 2018; Department for Education

Figure 2: School age (5 to 16 years) Children in Need with SEN; 31 March 2018



Source: Characteristics of children in need, 2018; Department for Education

Table 4: Proportion of school age (5 to 16 years) Children in Need with SEN, 2016-2018

Indicator	Area	2016	2017	2018	2019
% of children in need with SEN support	Cumbria	23.30%	24.80%	27.00%	To follow
	England	26.00%	25.30%	24.80%	
	Statistical Neighbours	23.39%	24.28%	24.14%	
% of children in need who have a statement/EHCP	Cumbria	24.60%	20.70%	17.80%	
	England	20.70%	20.60%	21.00%	
	Statistical Neighbours	18.35%	18.02%	19.68%	
% of children in need with no SEN	Cumbria	52.10%	54.50%	55.20%	
	England	53.30%	54.10%	54.30%	
	Statistical Neighbours	58.27%	57.68%	56.16%	

Source: Local Authority Interactive Tool; Department for Education

A child in need is one who has been referred to children's social care services, and who has been assessed to be in need of social care services. A children in need episode refers to any new referral received for a child; a child can have more than one episode of need throughout the year but episodes should not overlap.

In Cumbria, at 31 March 2018 there were 3,305 children in need episodes; of those, 333 had a recorded disability, accounting for 10.1% of all episodes, below the England average at 12.3%. Of those episodes, more than half had a recorded learning disability, accounting for 54.4%, above the England average at 44.4%. The second greatest recorded disability was Autism/Asperger Syndrome, accounting for 34.8%, similar to England at 33.7%. (See Table 5).

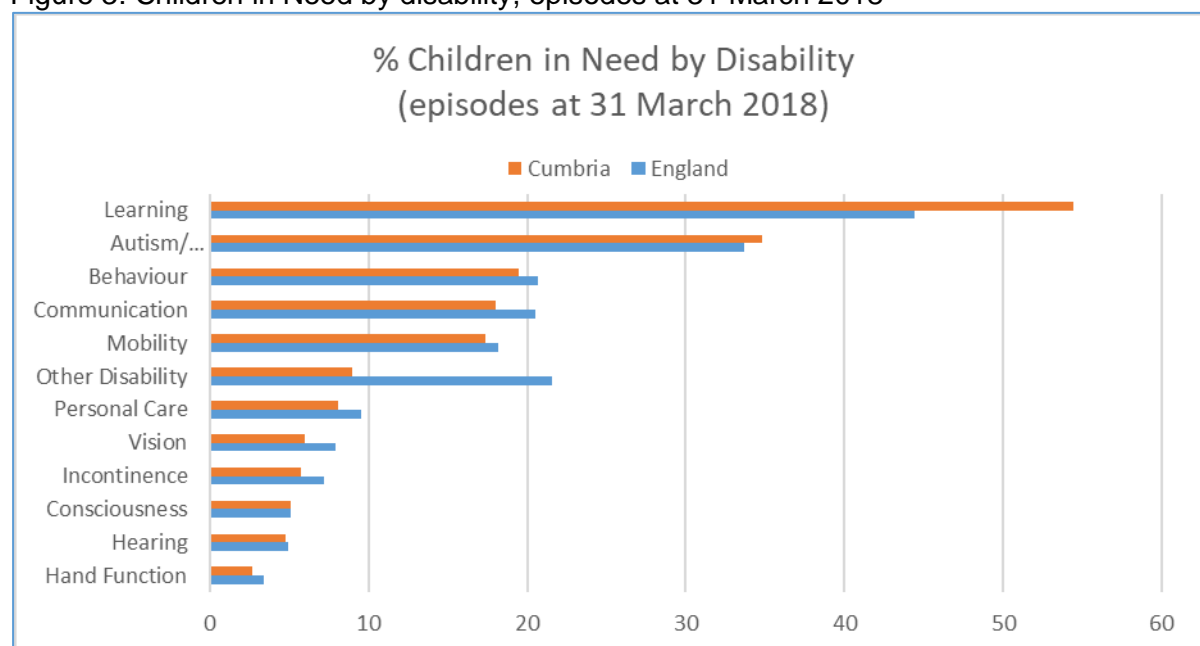


Table 5: Children in Need by disability, episodes at 31 March 2018

	England	Cumbria
Number of Children in need episodes at 31 March	404,710	3,305
Number of children in need episodes at 31 March with a disability recorded	49,770	333
Percentage of children in need episodes at 31 March with a disability recorded	12.3%	10.1%
<i>Autism/Asperger Syndrome</i>	33.7%	34.8%
<i>Behaviour</i>	20.7%	19.5%
<i>Communication</i>	20.5%	18.0%
<i>Consciousness</i>	5.1%	5.1%
<i>Hand Function</i>	3.4%	2.7%
<i>Hearing</i>	4.9%	4.8%
<i>Incontinence</i>	7.2%	5.7%
<i>Learning</i>	44.4%	54.4%
<i>Mobility</i>	18.2%	17.4%
<i>Personal Care</i>	9.5%	8.1%
<i>Vision</i>	7.9%	6.0%
<i>Other Disability</i>	21.6%	9.0%

Source: Characteristics of Children in Need, 2017-2018; Department for Education

Figure 3: Children in Need by disability, episodes at 31 March 2018



Source: Characteristics of Children in Need, 2017-2018; Department for Education

## 6. Cumbria County Council – local data

The following information is based on the EHCP cohort with CLA and not the total CLA cohort. Using local performance information, as at March 2019, there were 530 EHCP and social care

open cases (pupils with an EHCP and receiving social care provision), accounting for 16.5% of all pupils with an EHCP. Of those, 243 have a Children in Need Plan, accounting for 7.6%; 167 are Children Looked After, accounting for 5.2%; while 33 have a Child Protection Plan, accounting for 1.0%.

The number of children and young people with EHCPs that also have an open case to social care have increased (from December 2017 to December 2018); however, it must be noted that the overall number of children with an EHCP have increased.

*[N.B Please note - due to the matching methodology between systems within CCC, figures may not be 100% accurate. There may be a number of additional open cases where the child/young person has an /EHCP that have not been matched across the two systems]. Furthermore, local data cannot be compared with nationally published data].*

Using local data sourced from Cumbria County Council (ONE System), there were 168 pupils with an EHCP who were also CLA; and 77 pupils with SEN support who were also CLA, providing a total of 245 (as at 11th March 2019 (SEND Inspection)).

SEN are more prevalent in boys than girls, in both the overall SEN population and those who are also CLA. 72.2% of pupils with an EHCP or SEN support who are also CLA are male; in Barrow-in-Furness this increases to 83.9%, however, numbers are relatively low. (See Table 6).

Table 6: Pupils (up to 18 years) with an EHCP or SEN support who are also CLA by Gender and District; March 2019

	Pupils with an EHCP or SEN support who are also CLA				
	Male	%	Female	%	Total
Total	177	72.2%	68	27.8%	245
Allerdale	31	79.5%	8	20.5%	39
Barrow-in-Furness	26	83.9%	5	16.1%	31
Carlisle	25	75.8%	8	24.2%	33
Copeland	20	76.9%	6	23.1%	26
Eden	*	*	*	*	20
South Lakeland	20	62.5%	12	37.5%	32
Out of County/Not recorded	39	60.9%	25	39.1%	64

Source: Cumbria County Council, ONE; January 2019 Census.

*[\*Numbers suppressed to avoid identification. Based on postcode of the child, however, those out of county are based on the provision/school postcode].*

76.8% of pupils with an EHCP who are also CLA are male. The greatest number of pupils with an EHCP who are also CLA are located in the districts of Allerdale and Copeland. (See Table 7).

Table 7: Pupils (up to 18 years) with an EHCP who are also CLA by Gender and District, March 2019

	Pupils with an EHCP who are also CLA				
	Male	%	Female	%	Total
Total	129	76.8%	39	23.2%	168
Allerdale	19	79.2%	5	20.8%	24
Barrow-in-Furness	*	*	*	*	22
Carlisle	*	*	*	*	24
Copeland	11	68.8%	5	31.3%	16
Eden	*	*	*	*	12
South Lakeland	17	73.9%	6	26.1%	23
Out of County/Not recorded	32	68.1%	15	31.9%	47

Source: Cumbria County Council, ONE; January 2019 Census.

[\*Numbers suppressed to avoid identification. Based on postcode of the child, however, those out of county are based on the provision/school postcode].

62.3% of pupils with SEN support who are also CLA are male. The greatest number of pupils with SEN support who are also CLA are located in the districts of Allerdale and Copeland. (See Table 8).

Table 8: SEN support pupils (up to 18years) who are also CLA, by Gender and District, March 2019

	Pupils with SEN support who are also CLA				
	Male	%	Female	%	Total
Total	48	62.3%	29	37.7%	77
Allerdale	*	*	*	*	15
Barrow-in-Furness	*	*	*	*	9
Carlisle	*	*	*	*	9
Copeland	*	*	*	*	10
Eden	*	*	*	*	8
South Lakeland	*	*	*	*	9
Out of County/Not recorded	*	*	*	*	17

Source: Cumbria County Council, ONE; January 2019 Census.

[\*Numbers suppressed to avoid identification. Based on postcode of the child, however, those out of county are based on the provision/school postcode].

The greatest number of pupils with an EHCP or SEN support who are also CLA are aged 11-15 years, accounting for 55.9% of the EHCP/SEN cohort (not total CLA cohort). (See Table 9).

Table 9: Pupils (up to 18 years) with an EHCP and SEN support by Age; March 2019

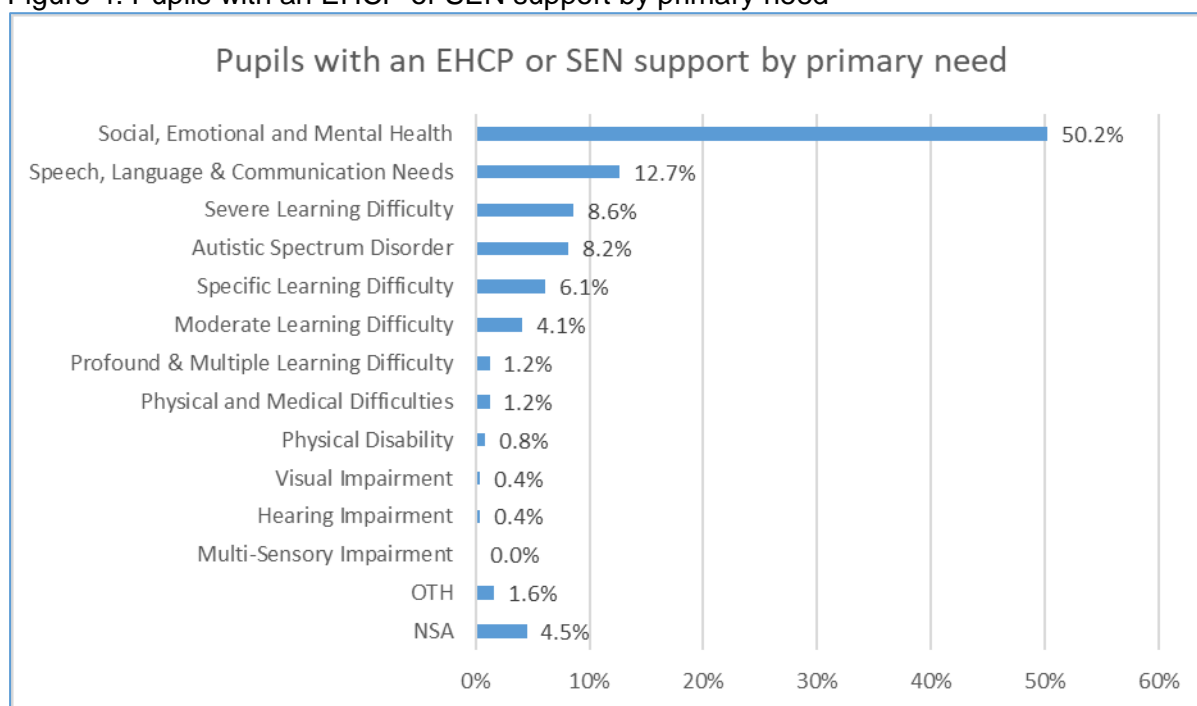
	Under 5 years	5-10yrs	11-15yrs	16-18yrs	Total
Pupils with an EHCP/statement	*	32	97	38	168
Pupils with SEN support	*	34	40	*	77
Total number	*	66	137		245
Total proportion	*	26.9%	55.9%	15.9%	

Source: Cumbria County Council, ONE; January Census 2019.

[\*Numbers below 5 are suppressed. Based on postcode of the child, however, those out of county are based on the provision/school postcode].

The greatest primary need for SEND pupils (those with an EHCP or SEN support) who are also CLA is social, emotional and mental health, accounting for 50.2%. (See Figure 4).

Figure 4: Pupils with an EHCP or SEN support by primary need



Source: Cumbria County Council, ONE; January Census 2019.

## 7. Further Information

Children Looked After: <https://www.gov.uk/government/statistics/outcomes-for-children-looked-after-by-las-31-march-2018>

Children in Need: <https://www.gov.uk/government/statistics/characteristics-of-children-in-need-2017-to-2018>

Children's Act 1989: <http://www.legislation.gov.uk/ukpga/1989/41/contents>

Cumbria County Council:

<https://www.cumbria.gov.uk/childrenservices/childrenandfamilies/childrenandfamilies.asp>

## 8. Statistical Neighbours

Statistical Neighbours provide a method for benchmarking progress. For each local authority (LA) in England a number of other LAs have been deemed to have similar characteristics and these designated LAs are known as statistical neighbours. An LA may compare its performance (as measured by various indicators) against its statistical neighbours to provide a guide as to whether its performance is above or below the level that might be expected. The LAs which have been assigned to Cumbria are detailed in Table 10.

Table 10: Cumbria's Statistical Neighbours for Education

Nottinghamshire
Lancashire
Lincolnshire
Staffordshire
Worcestershire
Derbyshire
Cornwall
Suffolk
Norfolk
North Lincolnshire

Source: LAIT User Guide, Department for Education