

At Mid-2019 Eden's population was estimated to be 53,300;

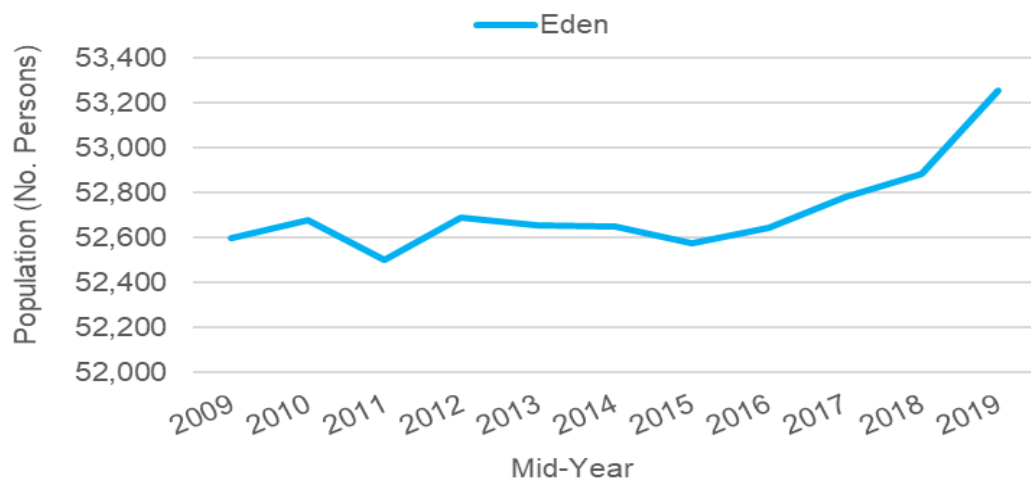
When compared to England & Wales, Eden has lower proportions of residents in the three youngest age groups (0-44 years) and higher proportions of residents in the four oldest age groups (aged 45+);

Since Mid-2018, the population of Eden has increased by 400 people (+0.7%), with the greatest percentage increase occurring in the 75 - 84 age group (+5.3%) and the greatest percentage decrease occurring in the 0 - 14 age group (-1%);

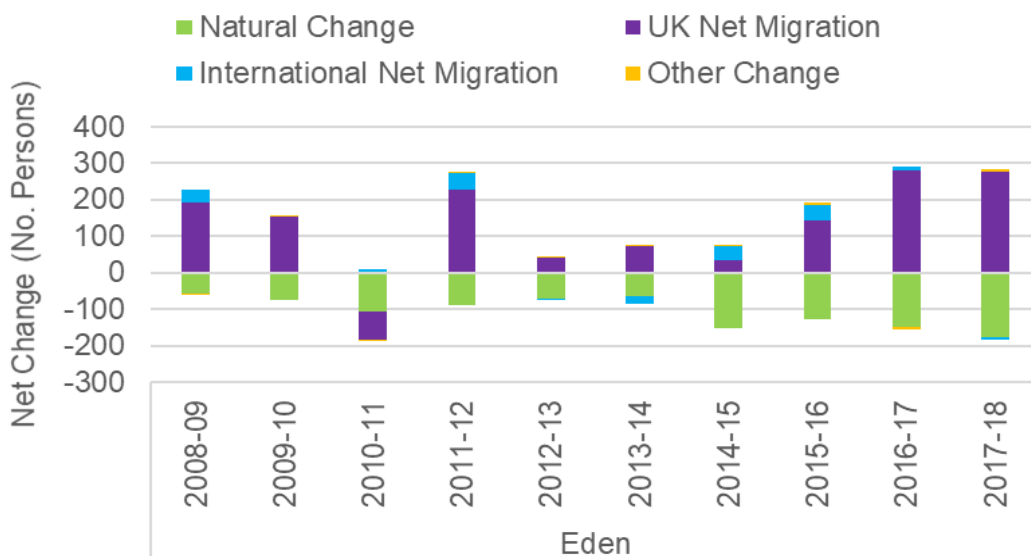
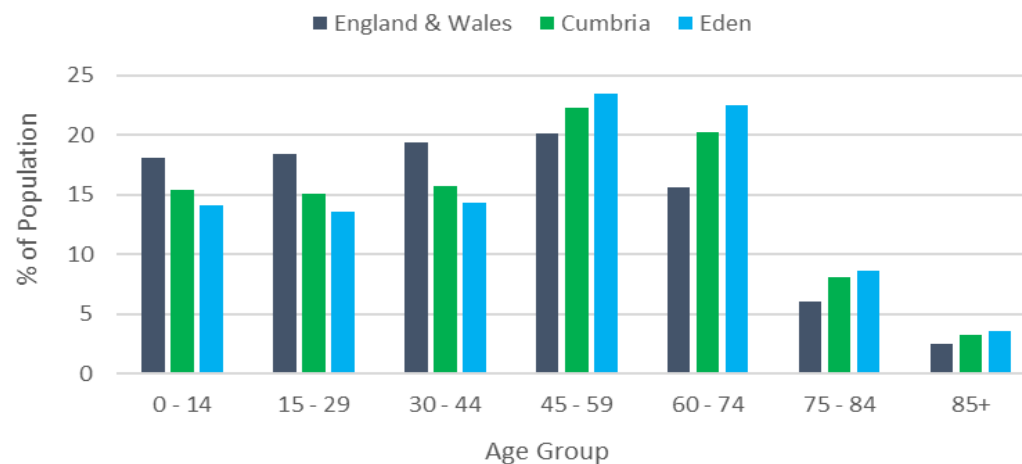
It is the combined effect of changes in numbers of births, deaths and migrants that determine overall population change. These factors are known as the 'components of change'. Information of the components of population change in each local area will be published in June 2020.

**Mid-2019
Population:
53,300**

Total Population (All Ages)



Mid-2019 Population by Age Group



Age Group	Population		Numerical Change	Proportional Change (2018-19)
	Mid-2018	Mid-2019		
All Ages	52,900	53,300	400	0.7
0 - 14	7,600	7,500	-100	-1.0
15 - 29	7,200	7,200	0	0.3
30 - 44	7,600	7,600	0	-0.3
45 - 59	12,500	12,500	0	0.1
60 - 74	11,800	12,000	200	1.6
75 - 84	4,400	4,600	200	5.3
85+	1,900	1,900	0	0.3

Source: Office for National Statistics (ONS)
Please note that totals may not sum due to rounding