

At Mid-2019 Carlisle's population was estimated to be 108,700;

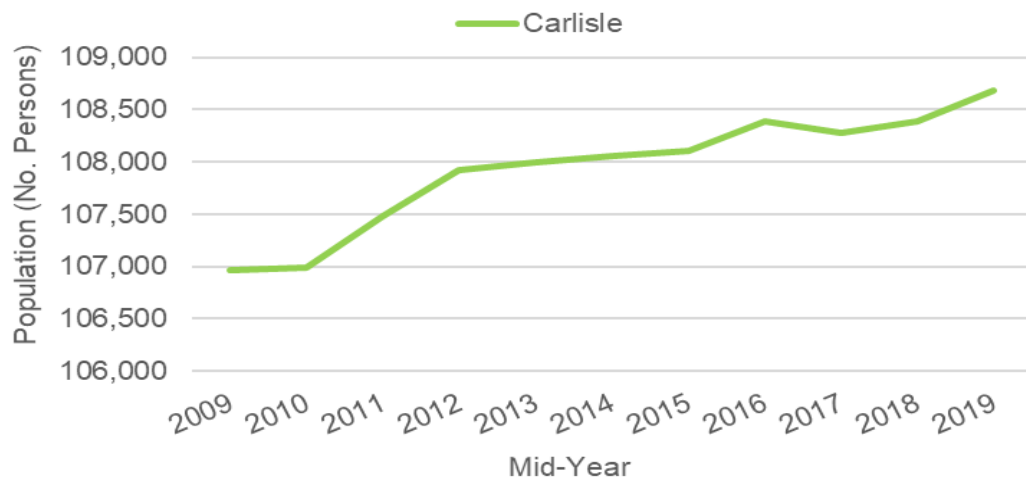
When compared to England & Wales, Carlisle has lower proportions of residents in the three youngest age groups (0-44 years) and higher proportions of residents in the four oldest age groups (aged 45+);

Since Mid-2018, the population of Carlisle has increased by 300 people (+0.3%), with the greatest percentage increase occurring in the 75 - 84 age group (+3.3%) and the greatest percentage decrease occurring in the 15 - 29 age group (-1.5%);

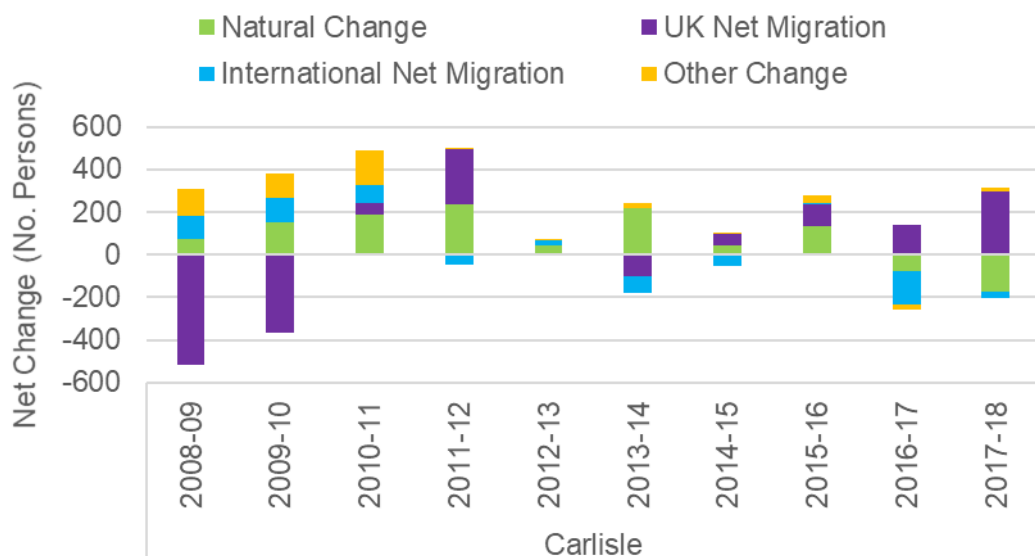
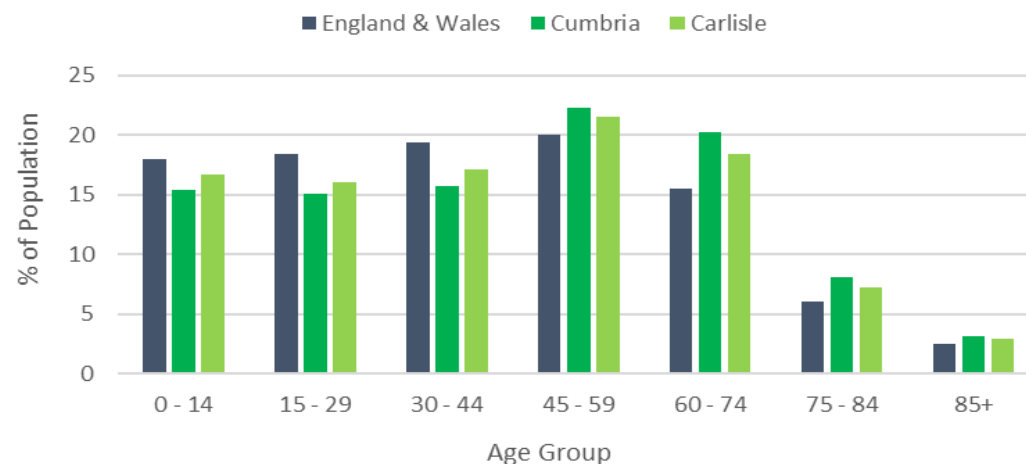
It is the combined effect of changes in numbers of births, deaths and migrants that determine overall population change. These factors are known as the 'components of change'. Information of the components of population change in each local area will be published in June 2020.

**Mid-2019  
Population:  
108,700**

Total Population (All Ages)



Mid-2019 Population by Age Group



Age Group	Population		Numerical Change	Proportional Change (2018-19)
	Mid-2018	Mid-2019		
All Ages	108,400	108,700	300	0.3
0 - 14	18,100	18,100	0	0.1
15 - 29	17,800	17,500	-300	-1.5
30 - 44	18,600	18,600	0	-0.1
45 - 59	23,600	23,400	-300	-1.1
60 - 74	19,600	20,100	500	2.5
75 - 84	7,600	7,800	300	3.3
85+	3,100	3,200	100	2.1

Source: Office for National Statistics (ONS)  
Please note that totals may not sum due to rounding