

Allerdale

At Mid-2019 Allerdale's population was estimated to be 97,800;

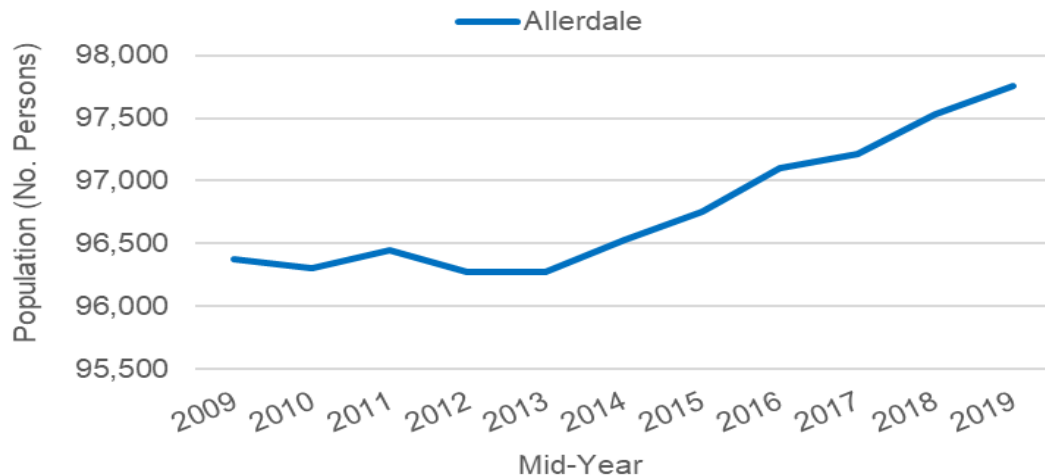
When compared to England & Wales, Allerdale has lower proportions of residents in the three youngest age groups (0-44 years) and higher proportions of residents in the four oldest age groups (aged 45+);

Since Mid-2018, the population of Allerdale has increased by 200 people (+0.2%), with the greatest percentage increase occurring in the 75 - 84 age group (+4.2%) and the greatest percentage decrease occurring in the 15 - 29 age group (-1.2%);

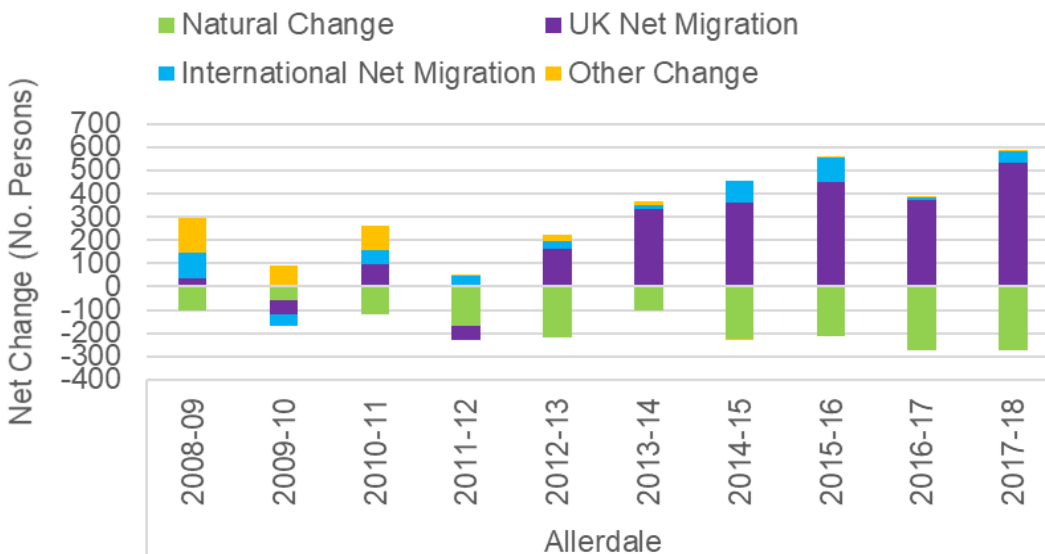
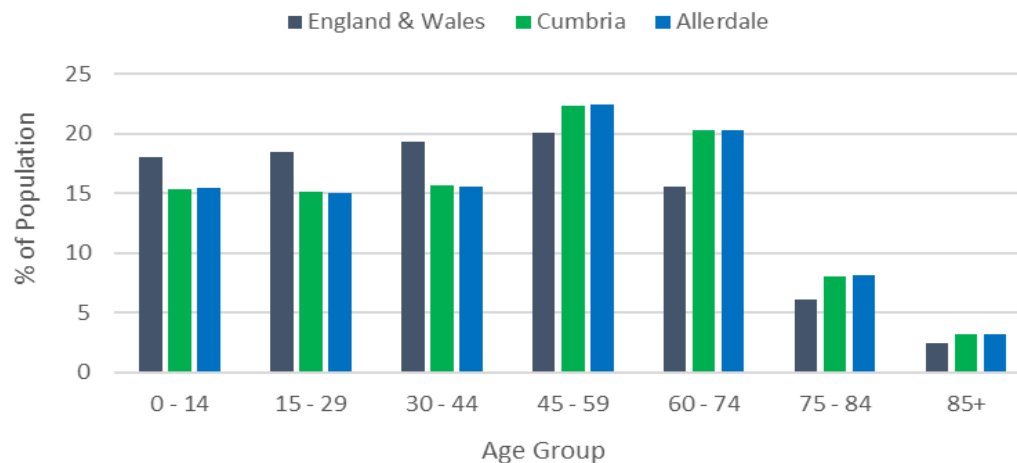
It is the combined effect of changes in numbers of births, deaths and migrants that determine overall population change. These factors are known as the 'components of change'. Information of the components of population change in each local area will be published in June 2020.

**Mid-2019
Population:
97,800**

Total Population (All Ages)



Mid-2019 Population by Age Group



	Age Group	Population		Numerical Change	Proportional Change (2018-19)
		Mid-2018	Mid-2019		
Allerdale	All Ages	97,500	97,800	200	0.2
	0 - 14	15,100	15,100	0	-0.3
	15 - 29	14,800	14,600	-200	-1.2
	30 - 44	15,200	15,200	0	0.1
	45 - 59	22,100	21,900	-200	-0.8
	60 - 74	19,700	19,900	200	1.0
	75 - 84	7,600	7,900	300	4.2
	85+	3,000	3,200	100	3.8

Source: Office for National Statistics (ONS)
Please note that totals may not sum due to rounding