



## Basics

Beginner's guide to



# Everyday help

## 3.2 Finding a home to rent or buy

This activity will help you search for the right place to buy or rent and how to find out more before you take your next steps.

### What will I learn?

- How to find out more about housing
- How to find a place to buy or rent
- How to find out where a property is

-  Use this document with the glossary
-  A helper should take you through this guide



## How do I do it?

**Be safe! If you're using this hand-out on a shared or public computer, remember to:**

- **Log on using a 'strong password': one that includes upper and lower case letters, numbers, and isn't something that someone else could guess.**
- **Never share or write down your password.**
- **Log out when you're finished.**

**The web links referred to throughout this document can be found in the Useful Links section at the end.**

How can I find out more about housing?


1. Go to the UK Government web link:
  - Enter 'Buying a home' into the 'Search GOV.UK' box and press return or click the magnifying glass to search. This web page can help you if you have not bought a home before.
    - Scroll up and down to browse the content and click on the web links that interest you and can provide more information.

- For example, click on a 'Buying or selling your home' web link. This will help you find out some of the costs that you will need to plan for.
- You can use your browser's back button to get back to the original web page.
- The UK Government website includes a lot of useful information which can be found using the search box.
  - Try typing 'check house prices' and then following the 'Search house prices' link
  - Similarly, try 'Check school performance tables'
- There is lots more information on this site. See if you can find information about the other options you have when finding a place to live.
- This is one example of the help you can find online. There are more ideas in 'Useful Links'.

## How can I find a place to buy or rent?

2. Most estate agents have a website, and there are also sites that cover the whole of the UK.
3. Go to the Rightmove web link and explore the home page.
  - Enter your postcode or town and click on 'For Sale' or For rent'.
    - This will bring back another page where you can set limits to your search such as the number of bedrooms or the price.
    - You do not have to set any of these 'filters' if you want to see all properties.
    - Once you have set any filters, click on 'Find Properties'.
    - You can see the results in several ways including on a map. If a lot of properties fit your search then only about 300 may be shown.
    - You can navigate this map in the same way as you can navigate Google Maps.
    - Clicking on a property will show its details.
4. Choose one property and find out what you can discover about it:
  - Remember to scroll down to explore the whole web page.
  - Write down the address details – you'll need them again below.
  - How can you save, print or store your search results?
  - Click 'Request details' and explore the form that you can fill in. **Don't do this for real.**

## How can I find out more about where it is?

5. What is the road like?
  - Go to Google Maps and enter the address details that you copied down for your property. This will show you a map of this neighbourhood.
  - Note that Rightmove has used Google maps but by using Google maps directly, you can see more information such as restaurants.
  - On the left there may be a little yellow figure  for Google Street View.
  - Click on the figure and drag it onto the road (if it is grey, Street View is not available for this road).
  - Click anywhere on the photo and drag your mouse to look around, and on the white arrows to move along the road in each direction.
6. Go to the Neighbourhood Statistics website:
  - If you've got the postcode for your property, enter it in the search box under 'Neighbourhood summary' on the right, or use your own.
  - On the page that appears, click on the brown tabs to find out all about this neighbourhood.
  - You can explore:
    - a summary of how this neighbourhood compares to the rest of England and Wales
    - types of people who live there
    - how healthy people are and how long they might live
    - business and work in this area
    - how well pupils in local schools perform
    - average property prices
    - crime rates
    - ... and more.



## My learning checklist

- I can find advice and guidance about housing: social housing, renting or buying.
- I can search for suitable properties by filtering my search.
- I know how to print or store search results and how to contact the agent for more information.
- I can find out more about an area using online maps in statistics sites.

## Top tips

- Don't just rely on one site – search as many sites as you can.
- If you're not finding the right property, look again at the criteria you are using, for example how far from your chosen postcode or town you're happy to live.
- If you're looking for advice about housing, be very careful about which sites you use. The ones here are trustworthy as they are run by the government and the Citizens Advice Bureau.
- You can call your local authority to find out about local schemes for registered landlords. Search their website to find the right number.

## Where next?

- Find out more about buying or renting a property using the other useful links.
- Search for local housing advice and contact numbers on your local authority website.
- How will you furnish your property? Explore some online shops and 'free ad' listings to find furniture you could use in your new property. Hand-out 8.2 can help you do this.
- There are many costs involved when you move. Use the advice links to help you list what these might be and prepare a budget.
- If you think you might qualify for housing benefit, hand-outs 6.2 and 6.3 can help you.



**If you are using a public computer, remember to change the settings back to how they were.**

Write down any notes that will help you:

---

---

---

---

---

---

---

---

---

---

---

---

---

---

---

---

---

---

---

---

---

---

---

---

## Useful Links

You may want to use these links in your session:

**UK Government Web Site:**

<https://www.gov.uk>

**Rightmove:**

<http://www.rightmove.co.uk>

**Neighbourhood Statistics:**

<http://neighbourhood.statistics.gov.uk/dissemination>

**Google Maps:**

<http://maps.google.co.uk>

**Citizens Advice Bureau online advice:**

<http://www.adviceguide.org.uk>

**Housing advice on communities.gov:**

<https://www.gov.uk/government/topics/housing>

In association with



Department  
for Culture  
Media & Sport

**SUPERFAST  
BRITAIN**



EUROPEAN UNION  
Investing in Your Future  
European Regional  
Development Fund 2007-13